

B-Trees, LLRBs, Hashing

Exam Prep 08

Worksheet

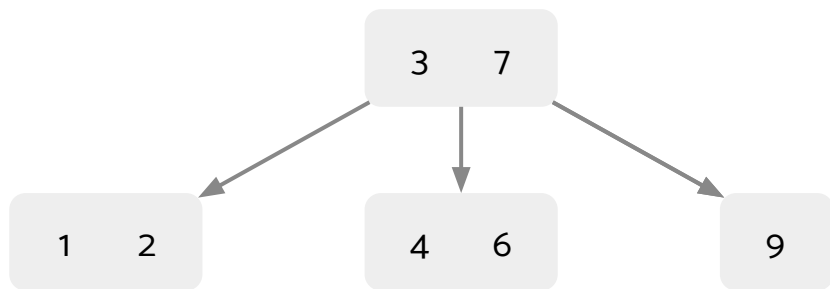
Announcements

- Weekly Survey 7 due Monday 10/9
- Lab 8 due Friday 10/13
- Proj 2A due Wednesday 10/11
- Homework 3 due Monday 10/16, no extensions allowed, solution release before MT2
- Midterm 2 Thursday 10/19
 - Exam Review Session Friday 10/13 11-1 in Soda labs

Content Review

B-Trees

B-Trees are trees that serve a similar function to binary trees while ensuring a bushy structure (check: why don't BSTs/binary trees generally?). In this class, we'll often use B-Tree interchangeably with 2-3 Trees.

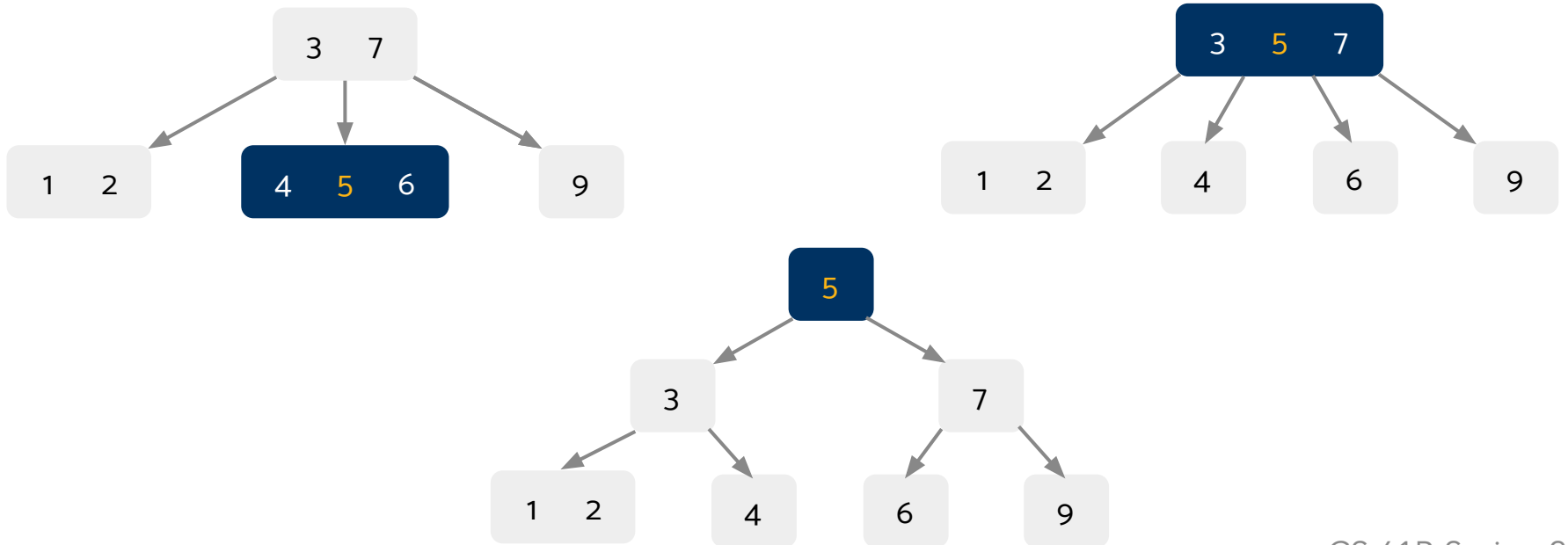


Each node can have up to **2 items** and **3 children**. There are variations where these values are higher, known as 2-3-4 trees (nodes can have up to 3 items and 4 children).

All leaves are the same distance from the root, which makes getting take $\Theta(\log N)$ time.

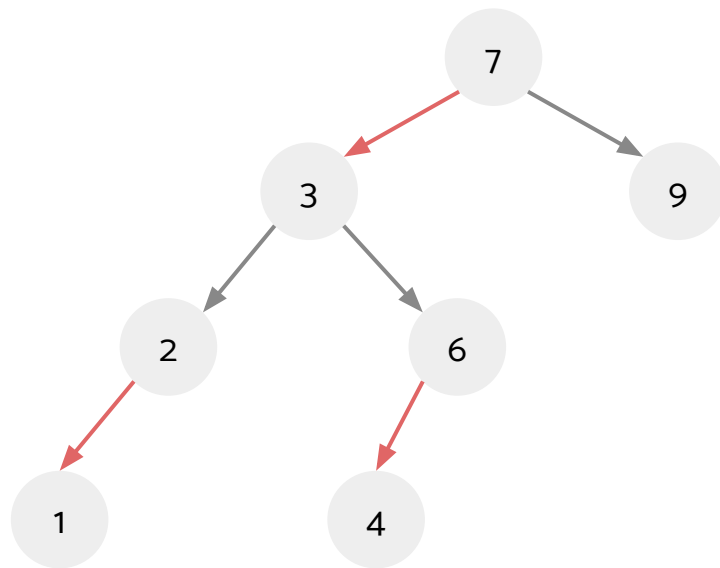
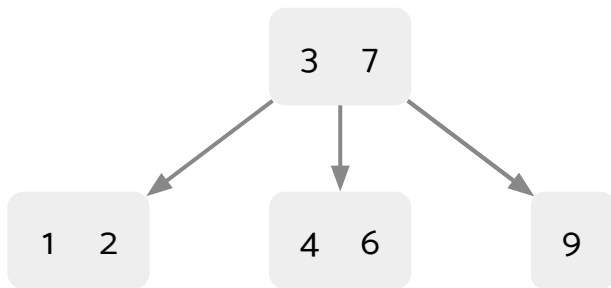
B-Trees

When **adding** to a B-Tree, you first start by adding to a leaf node, and then pushing the excess items (typically the middle element) up the tree until it follows the rules (max 2 elements per node, max 3 children per node).



Left Leaning Red Black Trees

LLRBs are a representation of B-trees that we use because it is easier to work with in code. In an LLRB, each multi-node in a 2-3 tree is represented using a red connection on the left side.



LLRB Rules

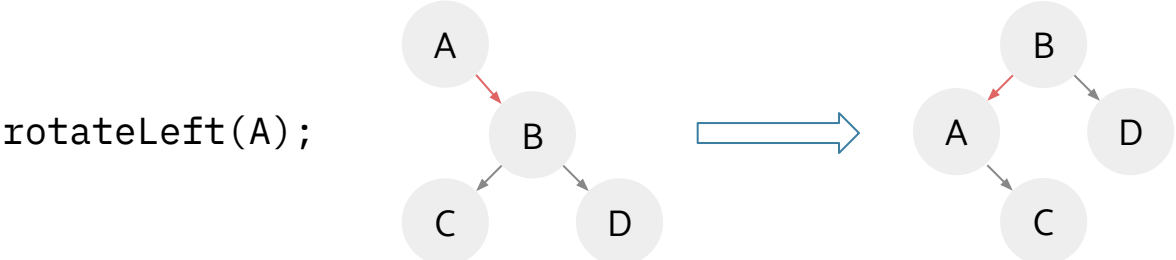
Each 2-3 tree corresponds to a (unique) LLRB*. This implies that:

1. The LLRB must have the same number of black links in all paths from root to null (not root to leaf!)
2. A node may not have two red children
3. All red links should be left-leaning
4. Height cannot be more than 2x the height of its corresponding 2-3 tree
5. Additionally, we insert elements as leaves with red links to their parent node

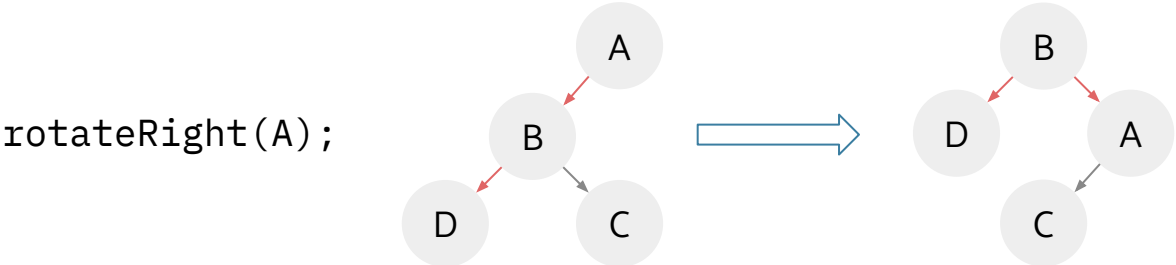
All these invariants mean that sometimes our LLRB becomes unbalanced (ie. it violates a rule), so we need some way to fix that.

*2-3-4 trees correspond more generally to regular Red Black Trees, but our focus in 61B is on LLRBs.

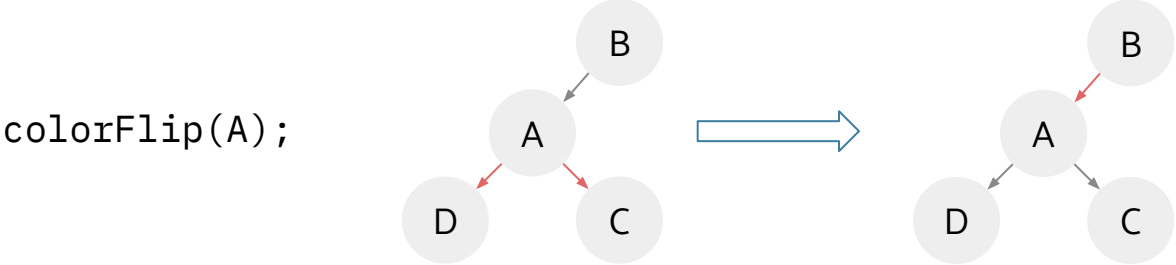
LLRB Balancing Operations



we can't have a right red link



we can't have 2+ consecutive (left) red links



we can't have both child links of a node be red

Hashing

Hash functions are functions that represent objects as integers so we can efficiently use data structures like HashSet and HashMap for fast operations (ie. `get`, `put/add`).

Once we have a hash for our object, we use modulo to find out which “bucket” it goes into. For example, we can create a hash function for the Dog class by overriding `Object`'s `hashCode()`:

```
@Override
public int hashCode() {
    return 37 * this.size + 42;
}
```

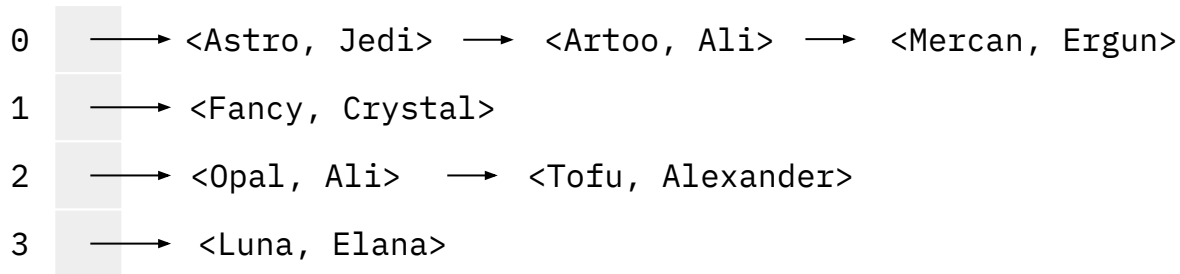
Then, when we try to put the dog into a HashSet, the HashSet code might look something like this:

```
int targetBucket = dog.hashCode() % numBuckets;
addToTargetBucket(dog, targetBucket);
```



Hashing

In each bucket, we deal with having lots of items by chaining the items and using `.equals` to find what we are looking for. In a `HashMap`, we're specifically concerned with equality of keys in key-value pairs (in `HashSet`, we only have a value to compare to).



Therefore, it is important that your `.equals()` function matches the result of comparing hashcodes - if two items are equal, they must also have the same hashcode

Hashing

The **load factor** tells us when we should resize. We calculate it by dividing the total number of elements added by the number of buckets we currently have. When resizing up, if the load factor exceeds some threshold, we increase the number of buckets we use in the data structure.

Because all elements were initially placed into buckets based on how many buckets were previously available, we also need to rehash all elements into a potentially new destination bucket when resizing, or else subsequent calls to `get()` may fail.*

* Resizing sounds like a linear-time operation...how does that affect the runtimes of our operations?

Valid vs. Good Hashcodes

Properties of a valid hashcode:

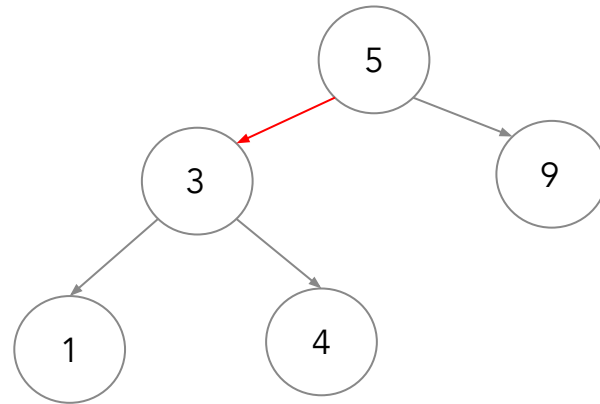
- 1) Must be an integer
- 2) The hashcode for the same object should always be the same
- 3) If two objects are “equal”, they have the same hashcode
 - Check! What about the reverse?

Properties of a good hashcode:

- 1) Distributes elements evenly
 - What does this even mean?

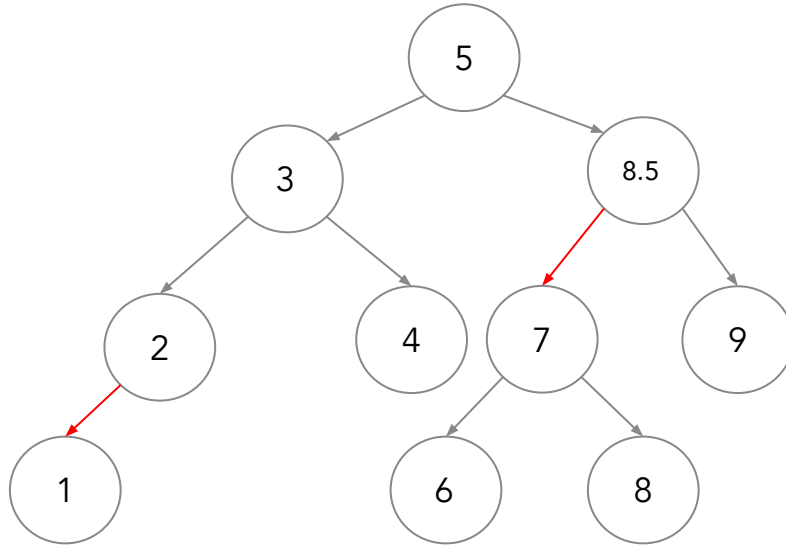
1A LLRB Insertions

1. Insert 7
2. Insert 6
3. Insert 2
4. Insert 8
5. Insert 8.5



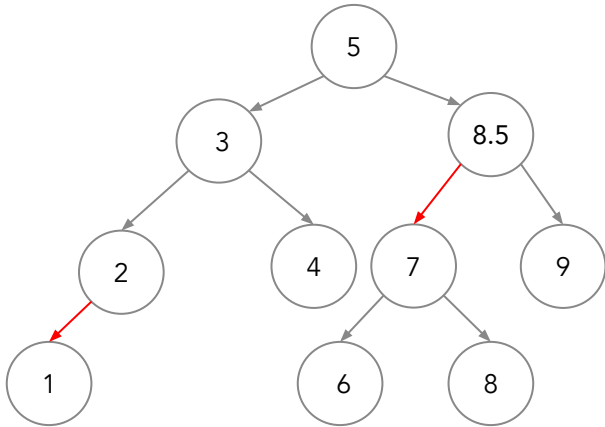
1A LLRB Insertions

1. Insert 7
2. Insert 6
3. Insert 2
4. Insert 8
5. Insert 8.5



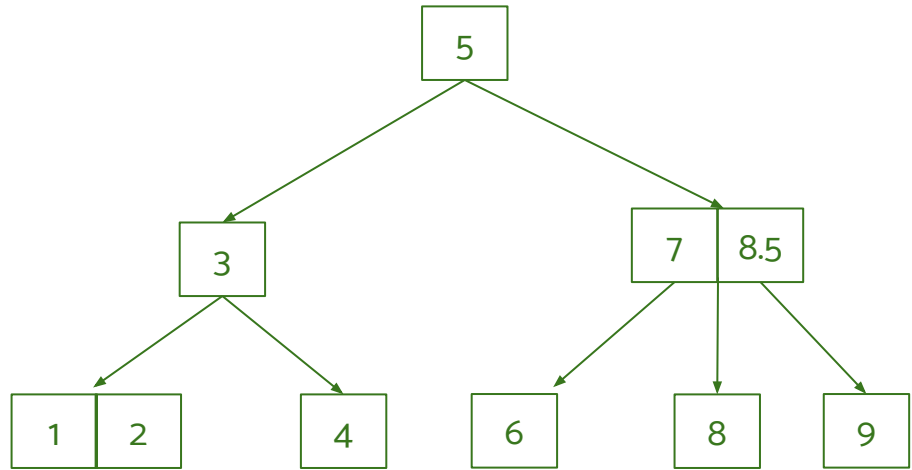
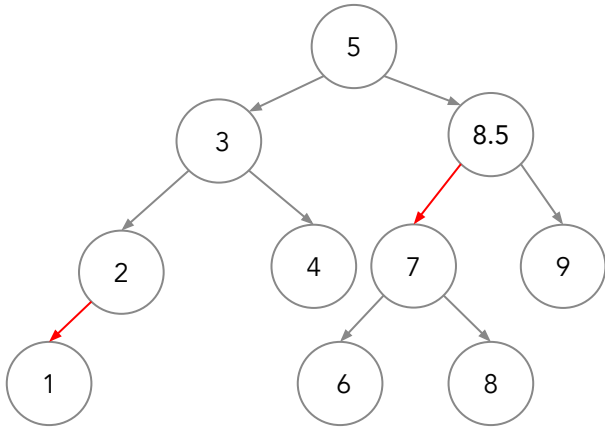
1B LLRB Insertions

Convert the final LLRB to its 2-3 Tree



1B LLRB Insertions

Convert the final LLRB to its 2-3 Tree



2 Hashing Gone Crazy

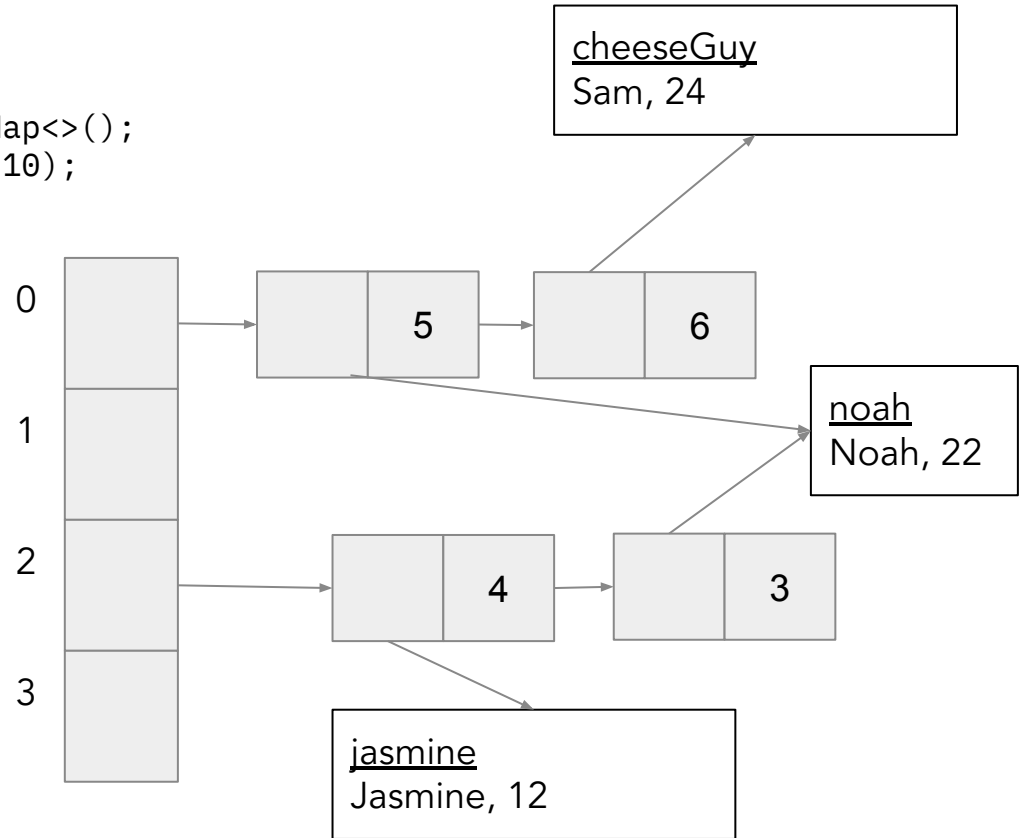
```
EHashMap<TA, Integer> map = new EHashMap<>();  
TA jasmine = new TA("Jasmine the GOAT", 10);  
TA noah = new TA("Noah", 20);  
map.put(jasmine, 1);  
map.put(noah, 2);
```

```
noah.semester += 2;  
map.put(noah, 3);
```

```
jasmine.name = "Nherry";  
map.put(noah, 4);
```

```
jasmine.semester += 2;  
map.put(jasmine, 5);
```

```
jasmine.name = "Jasmine";  
TA cheeseGuy = new TA("Sam", 24);  
map.put(cheeseGuy, 6);
```



2 Hashing Gone Crazy

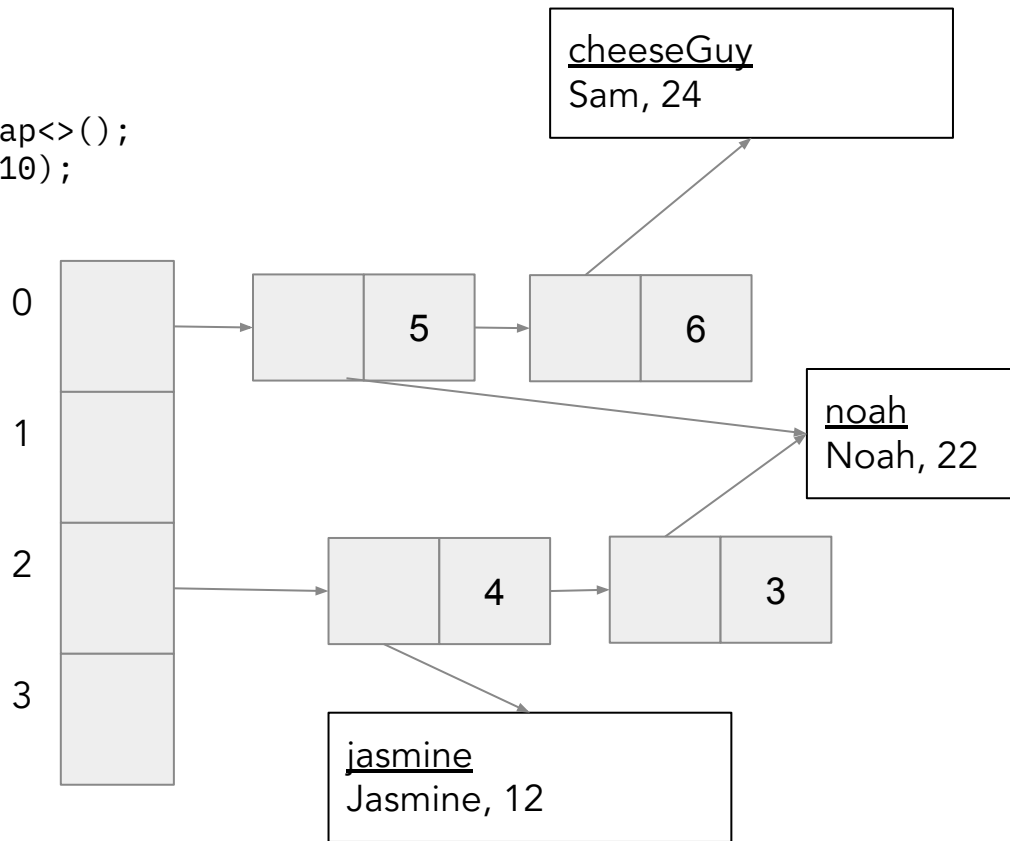
```
EHashMap<TA, Integer> map = new EHashMap<>();  
TA jasmine = new TA("Jasmine the GOAT", 10);  
TA noah = new TA("Noah", 20);  
map.put(jasmine, 1);  
map.put(noah, 2);
```

```
noah.semester += 2;  
map.put(noah, 3);
```

```
jasmine.name = "Nherry";  
map.put(noah, 4);
```

```
jasmine.semester += 2;  
map.put(jasmine, 5);
```

```
jasmine.name = "Jasmine";  
TA cheeseGuy = new TA("Sam", 24);  
map.put(cheeseGuy, 6);
```



3 Buggy Hash

```
class Timezone {
    String timeZone; // "PST", "EST" etc.
    boolean dayLight;
    String location;

    public int currentTime() {
        // return current time in time zone
    }
    public int hashCode() {
        return currentTime();
    }
    public boolean equals(Object o) {
        Timezone tz = (Timezone) o;
        return tz.timeZone.equals(timeZone);
    }
}
```

```
class Course {
    int courseCode;
    int yearOffered;
    String[] staff;

    public int hashCode() {
        return yearOffered + courseCode;
    }
    public boolean equals(Object o) {
        Course c = (Course) o;
        return c.courseCode == courseCode;
    }
}
```

3 Buggy Hash

```
class Timezone {
    String timeZone; // "PST", "EST" etc.
    boolean dayLight;
    String location;

    public int currentTime() {
        // return current time in time zone
    }
    public int hashCode() {
        return currentTime();
    }
    public boolean equals(Object o) {
        Timezone tz = (Timezone) o;
        return tz.timeZone.equals(timeZone);
    }
}
```

Rule: the same object must return the same hashCode every time.

Violation: hashCode() calls currentTime(), which changes depending on the current time.

3 Buggy Hash

```
class Course {
    int courseCode;
    int yearOffered;
    String[] staff;

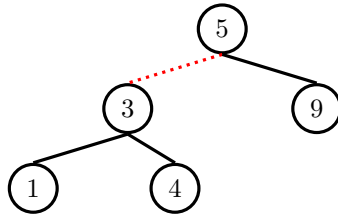
    public int hashCode() {
        return yearOffered + courseCode;
    }
    public boolean equals(Object o) {
        Course c = (Course) o;
        return c.courseCode == courseCode;
    }
}
```

Rule: two objects that are equal by `.equals()` must have the same hashCode.

Violation: two objects with the same `courseCode` are equal by `.equals()`, but might have different hashcodes based on their `yearOffered`.

1 LLRB Insertions

Given the LLRB below, perform the following insertions and draw the final state of the LLRB. In addition, for each insertion, write the balancing operations needed in the correct order (rotate right, rotate left, or color flip). If no balancing operations are needed, write "Nothing". Assume that the link between 5 and 3 is red and all other links are black at the start.



(a) 1. Insert 7



2. Insert 6



3. Insert 2



4. Insert 8



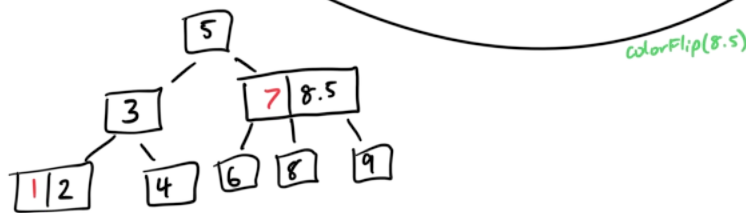
5. Insert 8.5



6. Final state



(b) Convert the final LLRB to its corresponding 2-3 Tree.



2 Hashing Gone Crazy

For this question, use the following TA class for reference.

```

1  public class TA {
2      int semester;
3      String name;
4      TA(String name, int semester) {
5          this.name = name;
6          this.semester = semester;
7      }
8      @Override
9      public boolean equals(Object o) {
10         TA other = (TA) o;
11         return other.name.charAt(0) == this.name.charAt(0);
12     }
13     @Override
14     public int hashCode() {
15         return semester;
16     }
17 }

```

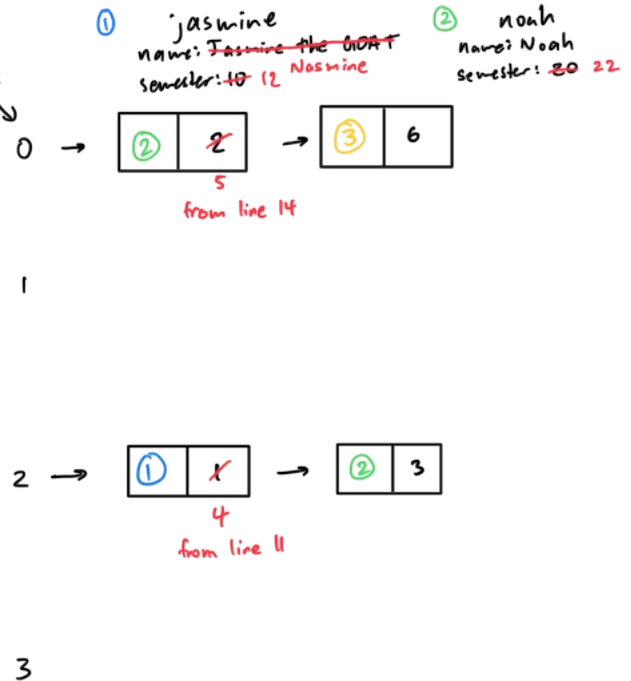
Assume that the hashCode of a TA object returns semester, and the equals method returns true if and only if two TA objects have the same first letter in their name.

Assume that the ECHashMap is a HashMap implemented with external chaining as depicted in lecture. The ECHashMap instance begins at size 4 and, for simplicity, does not resize. Draw the contents of map after the executing the insertions below:

```

1  ECHashMap<TA, Integer> map = new ECHashMap<>();
2  TA jasmine = new TA("Jasmine the GOAT", 10);
3  TA noah = new TA("Noah", 20);
4  map.put(jasmine, 1);
5  map.put(noah, 2);
6
7  noah.semester += 2;
8  map.put(noah, 3);
9
10 jasmine.name = "Nasmine";
11 map.put(noah, 4);
12
13 jasmine.semester += 2;
14 map.put(jasmine, 5);
15
16 jasmine.name = "Jasmine";
17 TA cheeseguy = new TA("Sam", 24);
18 map.put(cheeseguy, 6);

```



3 Buggy Hash

The following classes may contain a bug in one of its methods. Identify those errors and briefly explain why they are incorrect and in which situations would the bug cause problems.

```

1  class Timezone {
2      String timeZone; // "PST", "EST" etc.
3      boolean daylight;
4      String location;
5      ...
6      public int currentTime() {
7          // return the current time in that time zone
8      }
9      public int hashCode() {
10         return currentTime(); ← Not deterministic - can lose object
11     }
12     public boolean equals(Object o) {
13         Timezone tz = (Timezone) o;
14         return tz.timeZone.equals(timeZone);
15     }
16 }

```

```

1  class Course {
2      int courseCode;
3      int yearOffered;
4      String[] staff;
5      ...
6      public int hashCode() {
7          return yearOffered + courseCode;
8      }
9      public boolean equals(Object o) {
10         Course c = (Course) o;
11         return c.courseCode == courseCode;
12     }

```

} If 2 objects are equal, they should have the same hashCode
 If 2 objects have the same hashCode, they do not need to be equal!
 ↳ External chaining for collisions